




VISION

Tablelinen Guide
How To Measure


A round table is elegantly set with a dark purple tablecloth. The table is adorned with three plates of cheese, two wine glasses filled with amber liquid, and several pink flowers. The setting is outdoors, with greenery and a vase of flowers in the background. The lighting is warm and golden, suggesting late afternoon or early evening.

At Vision, we have tablecloths for every size and shape of table! Whether your table is square, rectangular, circular, or oval we can meet your tablecloth requirements.

This 3-step guide sets out how to get your table ready for measuring, the length of drop you need for your casual or formal setting, and how to calculate the size of the cloth you need to perfectly fit your table. We have also included some examples to help you get it right the first time.

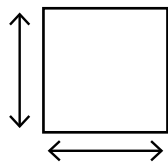
Step 1: Take Measurements

Before you begin measuring, ensure you have added or removed any leaf extensions that you will be using alongside your table and tablecloth. Keep your table clear, unless you will be using a protector and if you are, place it in situ for the measuring process.



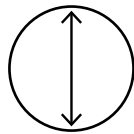
Rectangular Tables

Measure Length x Width



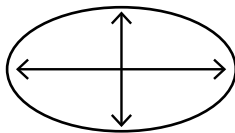
Square Tables

Measure Length x Width



Circular Tables

Measure the diameter



Oval Tables

Measure the widest part on the length x the widest part of the width

Step 2: Decide on your Drop

It is widely recognised as the longer the drop, the more luxurious the look. For casual dining a drop of 15cm to 20cm, and for a more formal and luxurious look a drop of 25cm to 30cm.

Use existing tablecloths to give an idea of how a short or long drop will look by draping it over one side and once you have decided on the look you desire, measure the drop length.



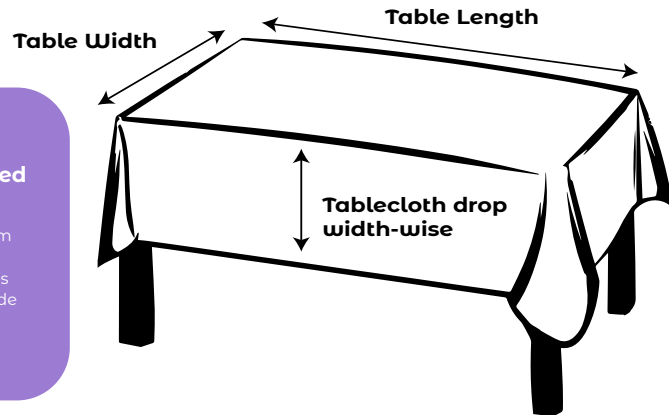
Step 3: Time for Some Maths

To calculate the size of your tablecloth, take the drop measurement, multiply by 2, and add this figure to your length and width measurements for square, rectangular and oval tables.

For circular tables multiply the drop measurement by 2 and add to the diameter measurement

Vision Recommended Tablecloth Drop:

Add at least 16 inches (40cm or more) to allow for an overhang of at least 8 inches (20cm) of fabric on every side of your table.



Rectangular and Oval

Length 97cm | Width 138cm | Drop 20cm

$97+(2 \times 20)=137\text{cm}$ | $138+(2 \times 20)=178\text{cm}$

Order Tablecloth 137cm x 178cm

Square

Length 138cm | Width 138cm | Drop 20cm

$138+(2 \times 20)=178\text{cm}$

Order Tablecloth 178 x 178cm

Circular

Diameter 92cm | Drop 20cm

$92+(2 \times 20)=132\text{cm}$

Order Tablecloth 132cm

Made to Measure

At Vision Linens, alongside our standard tablecloth sizes, we can make to measure for your tables. Our UK based warehouse has capacity to cut and sew to meet your needs.

ACCREDITATIONS



Certificate Number 1122
ISO 9001
ISO 14001
ISO 45001





Vision Head Office

Telephone: +44 (0)1254 589 550
Email: sales@visionlinens.com

Corporate site: corp.visionlinens.com
Ecommerce site: visionlinens.com

Vision Linens
Darwen House, Walker Park,
Walker Road, Guide,
Blackburn, Lancashire, U.K.
BB1 2QE

Terms and conditions can be found at:
corp.visionlinens.com/terms-conditions